









MULTI-MODAL & SHARED USE MAP

GOLF CARTS | BICYCLES | PEDESTRIANS

-  MAJOR ROADWAY
-  MINOR ROADWAY
-  SHARED USE PATH - ONE-WAY (GO WITH TRAFFIC FLOW)
-  MULTI-MODAL PATH - TWO WAY (TRAVEL BOTH DIRECTIONS)
-  FUTURE MULTI-MODAL PATH
-  TUNNEL
-  APPROVED GOLF CART CROSSING
-  NO GOLF CARTS BEYOND

**On Top of
the World**



9850 SW 84TH Court, Suite #500
(352) 236-OTOW (6869)
OnTopoftheWorld.com